

Blended Intensive Programmes in KA131 Higher Education projects

- Steps
 - 1. Click on "Blended Intensive Programme" in the "Content Menu"
 - 2. List of Blended Intensive Programmes
 - 3. Edit/Complete a Blended Intensive Programme
 - 3.1. Click on the "Edit" icon to access the Blended Intensive Programme details
 - 3.2. Complete/Edit the "Blended Intensive Programme Details"
 - 3.3. Add the Blended Intensive Programme "Partnerships"
 - 3.4. Save the updated Blended Intensive Programme
 - 3.5. Blended Intensive Programme in status "Complete"
 - 4. View the Blended Intensive Programme "Participants"
 - 4.1. Click on "View" or "Edit" to open the Blended Intensive Programme Details
 - 4.2. Access the list of Participants at the bottom of the screen
- Expected Outcome
- Related Articles

 The illustrations in the provided Wiki pages are for consultation purpose only and may not always reflect the latest implementation.

This page explains how to manage **Blended Intensive Programmes** in **KA131 Mobility of higher education students and staff supported by internal policy funds** projects in Beneficiary module.

Blended intensive programmes

*... are **short, intensive programmes** that use innovative ways of learning and teaching, including the use of online cooperation. The programmes may include challenge based learning where transnational and transdisciplinary teams work together to tackle challenges for example those linked to the United Nations' sustainable development goals or other societal challenges identified by regions, cities or companies. The intensive programme should have added value compared to existing courses or trainings offered by the participating HEIs and can be multiannual. By enabling new and more flexible mobility formats that **combine physical mobility with a virtual part**, blended intensive programmes aim at reaching all types of students from all backgrounds, study fields and cycles.*

*Groups of higher education institutions will have the opportunity to organise short blended intensive programmes of learning, teaching and training for students and staff. During these blended intensive programmes, groups of students or staff as learners will undertake a **short-term physical mobility abroad combined with a compulsory virtual component** facilitating collaborative online learning exchange and teamwork. The virtual component must bring the learners together online to work collectively and simultaneously on specific assignments that are integrated in the blended intensive programme and count towards the overall learning outcomes. ...*

Source: Erasmus+ Programme Guide 2024 (Version 1, 28.11.23); page 52

Blended intensive programmes are developed and implemented by at least **three higher education institutions** (HEIs) coming from at least three EU Member States and **third countries** associated to the Programme (called a blended intensive programme partnership).

The duration of the physical component is between 5 and 30 days, but there is no limitation on the duration of the virtual component. For full eligibility criteria please refer to the [Erasmus+ Programme Guide](#).

Within each blended intensive programme partnership there must be one **coordinating HEI** and **receiving HEI** (typically the same HEI combining the coordinating and receiving role) and minimum two **partner HEIs**. A coordinating HEI can be a sending or receiving organisation in a mobility activity. Blended intensive programmes can be open to students and staff from sending higher education institutions outside the partnership, but the receiving HEI must be one of the partnership organisations. The participating HEIs must hold a valid **ECHE**.

The following mobility **activity types** can be organised to take part in a blended intensive programme:

- **Student mobility for studies**
- **Staff mobility for teaching**
- **Staff mobility for training**

In your project, in the **Blended intensive programmes** section, you will see all the blended intensive programmes defined in the beneficiary grant agreement and transferred automatically from the National Agency project management system. It is not possible to manually add more blended intensive programmes directly in your project. Initially, each Blended intensive programme, available in the project, is in status **Draft** and must be completed before mobility activities can be linked to a Blended intensive programme.

Information

If your organisation/consortium has not been awarded organisational support for carrying out blended intensive programmes, this section will not be available in your online project. You can still send participants to blended intensive programmes implemented by other HEIs, regardless of whether your organisation is a partner in the blended intensive programme partnership, provided that both projects are ongoing (final beneficiary report has not been submitted for any of them) and the physical period of the programme is within the physical period of the participant's mobility activity.

To link a mobility activity to a blended intensive programme, you must take the following steps in the mobility activity screen, accessible from the **Mobility Activities** section of the project, for the selected participant:

1. Check the [Mobility to a Blended Intensive Programme flag](#) (KA131) / **Blended intensive programme** flag (KA171) in the **Mobility Activity** section of the mobility screen. See [Mobility activities in KA131 Higher Education projects](#) and [Mobility activities in KA171-HED projects](#) for details.
2. Select the relevant **Blended intensive programme ID** in the **From-To** section of the mobility screen. Make sure the mobility activity **Start Date** and **End Date** are correctly filled in before you attempt to link it to a specific blended intensive programme. Clicking on the **Select** button for the **Blended intensive programme ID** opens a pop-up window containing a list of blended intensive programmes:
 - Blended intensive programmes in status Complete from your project for which the start date and end date of the physical period overlap with the dates of the participant's mobility activity physical period, and/or
 - Blended intensive programmes in status Complete from other ongoing HED projects, where the **beneficiary organisation** of the current project is added as a partner organisation and for which the start date and end date of the physical period overlap with the dates of the participant's mobility activity physical period.

Mobility activities can only be linked to a Blended Intensive Programme in status **Complete**. Once the status of the linked mobility activity is also Complete, the mobility activity will be displayed in the participants list for the selected blended intensive programme in the project. Complete learner mobility activities are taken into account in the reported number of participants and the reported organisational support for the selected blended intensive programme in the beneficiary project. These amounts can be viewed both in the blended intensive programme details and in a dedicated section in the [budget overview](#).



Take note

Learners from the country of the receiving HEI may enroll in the blended intensive programme but do not count towards the number of reported participants, nor is any organisational support granted for these participants.

Sending organisations can have an overview of their participants enrolled in blended intensive programmes by [exporting](#) the mobility activity list. Those participants are counted in the reported number of mobility activities in the budget overview of the sending organisation project. As a result, in the Blended intensive programmes section of the project, the mobility activity will be taken into account in the number of reported participants for the selected blended intensive programme and will be listed in the programme details, at the bottom of the screen. In the **Blended Intensive Programmes** section of a KA131 project, the beneficiary will need to complete the details for each of the awarded blended intensive programmes before mobility activities can be linked, as explained below.



Information

Before you start completing the Blended intensive programme information in your project, check that all participating organisations are available in the [Organisations](#) section of your project. You can add additional organisations from this section, if required.

In the example below, we are using a KA131 project from call year 2022.



Fields may vary depending on the call year of your project. Please read the onscreen information carefully.

For general instructions on how to create and manage mobility activities in beneficiary projects via the Erasmus+ and European Solidarity Corps platform, please see the page [Add mobility activities to projects](#). For a quick overview of Activities in Beneficiary module, please view the [eLearning video](#). In the **Mobility Activities** section, you can fill in basic participant and other details, save the information as draft and continue to update the mobility activity either immediately or at a later stage. Where applicable, you can also manage and monitor participant reports. Draft mobility activities must be completed or removed before attempting to submit the beneficiary report, as they will not be considered in the budget summary. It is also possible to complete all mobility activities using the [import and export of mobility activities](#) function.

Steps

1. Click on "Blended Intensive Programme" in the "Content Menu"

Click on **Blended Intensive Programme** in the **Content menu** of your project to access the Blended Intensive Programmes list.

The list displays all the blended intensive programmes defined in the grant agreement, transferred automatically from the National Agency project management system when the project becomes available for the beneficiary in the Erasmus+ and European Solidarity Corps platform.

Initially, all available Blended Intensive Programmes are in status **Draft**. The status will change to **Complete** after you fill in all the required information in the [Blended intensive programme details](#) and the [Blended Intensive Programme Partnership](#) sections of the programme.

You have the options to **View (1)** or **Edit (2)** the available Blended Intensive Programmes.

See the page [List functionality in projects](#) for additional information on the list functionalities, such as Search, Filters and the Bulk Actions.



Take note

It is not possible to manually add more blended intensive programmes directly in your project. It is also not possible to **delete** (dustbin icon) a Blended Intensive Programme from the list.

Content menu

Details

Organisations

Contacts

Mobility Activities

Blended Intensive Programme

Import-export mobility activity

Fewer Opportunities

Budget

List of Blended Intensive Programmes

Blended Intensive Programmes (5)

Bulk Actions

+ Create

Q

Search...

Search

More Filters

Blended Intensive Programme ID	Title	Number of Participants (Awarded)	Number of Participants (Reported)	Number of Teachers/Trainers delivering the Programme	Number of HEIs in the Partnership	Coordinating HEI	Receiving HEI	Status	Actions
2022-1-FR01-KA131-HED-000016136-3		20	0	0	0			DRAFT	<div><div></div><div>1</div><div>2</div></div>
2022-1-FR01-KA131-HED-000016136-		20	0	0	0			DRAFT	<div><div></div><div>1</div><div>2</div></div>
2022-1-FR01-KA131-HED-000016136-2		20	0	0	0			DRAFT	<div><div></div><div>1</div><div>2</div></div>
2022-1-FR01-KA131-HED-000016136-5		20	0	0	0			DRAFT	<div><div></div><div>1</div><div>2</div></div>
2022-1-FR01-KA131-HED-000016136-4		20	0	0	0			DRAFT	<div><div></div><div>1</div><div>2</div></div>

Items per page: 30

1 - 5 of 5

<<

<

>










>>

2. List of Blended Intensive Programmes

For blended intensive programmes displayed in the list, the following information is available:

- **Blended Intensive Programme ID** - is assigned automatically and cannot be changed; indicate this ID in the mobility activity screen for a selected participant to retrieve and display the participant's details in the Blended Intensive Programme
- **Title** of the Blended Intensive Programme
- **Number of Participants (Awarded)**
- **Number of Participants (Reported)** - calculated automatically based on the number of participants linked to the Blended Intensive Programme
- **Number of Teachers/Trainers delivering the Programme**
- **Number of HEIs in the Partnership**
- **Coordinating HEI**
- **Receiving HEI**
- **Status**
- **Actions** - allows you to **View** (blue eye icon) or **Edit** (green pencil icon) the specific programme. The **Delete** option (red bin icon) is inactive.

Some information is only displayed or updated in the list view after you fill in all the details of the blended intensive programme and after mobility activities are linked to it.

Blended Intensive Programme ID	Title	Number of Participants (Awarded)	Number of Participants (Reported)	Number of Teachers/Trainers delivering the Programme	Number of HEIs in the Partnership	Coordinating HEI	Receiving HEI	Status	Actions
2022-1-FR01-KA131-HED-000016136-2		20	0	0	0			DRAFT	  
2022-1-FR01-KA131-HED-000016136-5		20	0	0	0			DRAFT	  
2022-1-FR01-KA131-HED-000016136-4		20	0	0	0			DRAFT	  

3. Edit/Complete a Blended Intensive Programme

3.1. Click on the "Edit" icon to access the Blended Intensive Programme details

Click on the **Edit (pencil)** icon of the row of the desired programme to open its details.

List of Blended Intensive Programmes

Blended Intensive Programmes (5)

Bulk Actions

+ Create

Q

Search...

Search

More Filters

Blended Intensive Programme ID	Title	Number of Participants (Awarded)	Number of Participants (Reported)	Number of Teachers/Trainers delivering the Programme	Number of HEIs in the Partnership	Coordinating HEI	Receiving HEI	Status	Actions
2022-1-FR01-KA131-HED-000016136-3		20	0	0	0			DRAFT	<div><div></div><div></div><div>Edit</div></div>

The **Blended Intensive Programmes** screen consists of three sections:

- 1. Blended Intensive Programmes **Details**
- 2. List of **Blended Intensive Programmes Partnerships**
- 3. List of **Blended Intensive Programmes Participants** - not displayed on the image below.

Use the scrollbar in your browser to access all information on screen.

You must fill in all the required information in the **Details** and **Partnership** sections. The information in the **Participants** section can only be viewed. Participants are only available if they have already been linked to the **Blended Intensive Programme**, which is done in the individual **mobility activity** screen for a participant.

The fields available for completion may vary, i.e. depending on the call year of the project.

Blended Intensive Programmes

Title *

Value missing

Blended Intensive Programme ID *

2022-1-FR01-KA131-HED-000016136-3

Programme Number

3

Status

DRAFT

Type of Participants (Learners) *

Value missing

Priorities Addressed *

Value missing

Objectives and Description *

Value missing

Methods and outcomes *

Value missing

Field of Education *

Value missing

Level of Study

Value missing

Physical start date *

dd/mm/yyyy

Value missing

Physical end date *

dd/mm/yyyy

Value missing

Physical Activity Duration (days) *

0

Value cannot be smaller than 5, received value is 0

5 - 30

Virtual Component Timing *

Value missing

Virtual Component Duration *

0

Virtual Component Description *

Value missing

Country of Venue *

Value missing

City of Venue *

Value missing

Main Teaching/Training Language

Value missing

Blended Intensive Programme Organisational Support (Awarded)

8 000,00 €

Blended Intensive Programme Organisational Support (Reported)

0,00 €

Number of Participants (Awarded)

20

Number of Participants (Reported)

0

Number of ECTS Credits Awarded

0

Value cannot be smaller than 3, received value is 0

3

Number of countries of the Participants

0

Number of Teachers/Trainers delivering the Programme

0

Number of HEIs in the Partnership

0

- The role "Coordinator" can be attributed only once per Blended Intensive Programme and it is mandatory.
- There must be at least 2 Organisations added with the value "Partner" in "Partnership Role".
- There must be at least 2 Organisations added with the value "Sending HEI/Organisation" in "Mobility role".
- The role "Receiving HEI" can be attributed only once per Blended Intensive Programme and it is mandatory.

Blended Intensive Programmes Partnerships (0)

+ Create

OID	Erasmus code	Legal name	Type of organisation	Partnership Role	Mobility Activity Role	Actions
Items per page 30						0 of 0 < < > >

Back

Save

3.2. Complete/Edit the "Blended Intensive Programme Details"

Fill in the fields for the Blended Intensive Programme as required.

Mandatory fields are marked with a red asterisk (*****) and the text **Value missing** is displayed below the relevant fields, if no information is provided. Some fields display specific information in red below the field, providing information on the required values, for example **Value cannot be smaller than 3, received value is 0**.

Note the following:

1. Certain fields are updated automatically based on the linked mobility activities involved in the blended intensive programme and based on the organisations you add in the **Partnership** details section.
 - These fields are greyed out and the information cannot be changed manually.
 - If corrections are required, you must make the necessary changes in the affected mobility activities that are linked to the selected programme via the Blended intensive programme ID, or in the Partnership section.
2. The **Physical start date** and **Physical end date** fields refer to the physical activity of the programme.
3. The Blended Intensive Programme **Organisational Support (Awarded) grant** is the amount awarded by the National Agency and therefore cannot be changed by the beneficiary.
4. The Blended Intensive Programme **Organisational Support (Reported) grant** is calculated automatically based on the reported number of participants (learners in blended mobility activities that have been indicated as part of the blended intensive programme and have the status **Complete** in Beneficiary module).
 - If the reported number of learner participants is equal to or greater than the initially contracted number, the Organisational Support (Reported) grant will match the Organisational Support (Awarded) grant.
 - Should the difference between the awarded number of learner participants and the reported number be less than or equal to one-tenth of the awarded number of learner participants, the Organisational Support (Reported) grant will also equal the Organisational Support (Awarded) grant.
 - In all other cases, the Organisational Support (Reported) grant will reflect the calculated value.
 - It's worth noting that if the calculated Organisational Support (Reported) grant falls below 6000 EUR, it will be displayed as 0 EUR.



The field **Virtual Component Duration (hours)** is only displayed and mandatory for KA131, call 2021 projects.

Blended Intensive Programmes

Title *****

Title 1

Blended Intensive Programme ID *****

2022-1-FR01-KA131-HED-000016136-3

Programme Number

3

Status

DRAFT

Type of Participants (Learners) *****

Students

Priorities Addressed *****

Participation in democratic life

Objectives and Description *****

Required information here...

Methods and outcomes *****

Required information here...

Field of Education *****

Political sciences and civics

Level of Study

Second cycle / Master's or equivalent level (EQF-7)

Physical start date *****

02/01/2023

Physical end date *****

30/01/2023

Physical Activity Duration (days) *****

29

Virtual Component Timing *****

Before and during

Virtual Component Duration *****

20

Virtual Component Description *****

Required information here...

Country of Venue *****

Netherlands

City of Venue *****

Amsterdam

Main Teaching/Training Language

English



Take note

The maximum **Blended intensive programme organisational support** for a Blended intensive programme is 8000 EUR.

Here an example of the organisational support fields in the **Blended intensive programme** details, after mobility activities have been linked to the **Blended intensive programme**. See the pages [Mobility activities in KA131 Higher Education projects](#) or [Mobility activities in KA171-HED projects](#) for information on how to link a mobility activity to a Blended intensive programme.

Blended Intensive Programme Organisational Support (Awarded)	Blended Intensive Programme Organisational Support (Reported)
<div>8 000,00 €</div>	<div>8 000,00 €</div>
Number of Participants (Awarded)	Number of Participants (Reported)
<div>25</div>	<div>25</div>

3.3. Add the Blended Intensive Programme "Partnerships"

The Partnership details section will display warning messages. These warning messages provide an overview of the rules to observe regarding the roles of the organisations added to the partnership.

As you add and/or edit partnership organisations, the warning messages will disappear if a specific rule is fulfilled. When all conditions are fulfilled, the warning messages are no longer displayed.

Number of HEIs in the Partnership

0

✖

The role "Coordinator" can be attributed only once per Blended Intensive Programme and it is mandatory.

✖

There must be at least 2 Organisations added with the value "Partner" in "Partnership Role".

✖

There must be at least 2 Organisations added with the value "Sending HEI/Organisation" in "Mobility role".

✖

The role "Receiving HEI" can be attributed only once per Blended Intensive Programme and it is mandatory.

3.3.1. Click on the "Create" button

The partnership must consist of at least three higher education institutions from three different countries, of which one must have the role of Coordinator (HEI with a valid ECHE), and one must have the role of Receiving HEI (with a valid ECHE). At least one organisation in the partnership must be a Sending HEI/Organisation. The Coordinating HEI can be a Receiving HEI or Sending HEI. As a prerequisite, you must first add those organisations in your project as described on the page [Participating Organisations in projects](#).

Click on the **Create** button in the **Blended Intensive Programmes Partnerships** details section to add the organisations.

Number of HEIs in the Partnership

0

✖

The role "Coordinator" can be attributed only once per Blended Intensive Programme and it is mandatory.

✖

There must be at least 2 Organisations added with the value "Partner" in "Partnership Role".

✖

There must be at least 2 Organisations added with the value "Sending HEI/Organisation" in "Mobility role".

✖

The role "Receiving HEI" can be attributed only once per Blended Intensive Programme and it is mandatory.

Blended Intensive Programmes Partnerships (0)

+ Create

Q

Search...

Search

More Filters

OID	Erasmus code	Legal name	Type of organisation	Partnership Role	Mobility Activity Role	Actions
-----	--------------	------------	----------------------	------------------	------------------------	---------

Items per page 30 0 of 0 |< < > >|

3.3.2. Provide the required information and "Save"

In the displayed pop-up window:

- 1. Select the **Organisation ID** available in the drop-down list. Some of the other organisation details will be filled in automatically.
- 2. Select the applicable **Partnership Role**.
- 3. Select the **Mobility Activity Role**. The options available depend on the partnership role.
- 4. Click **Save** to update the partnership details. The organisation is added to the list of partnerships.

The screenshots illustrate the process of adding a new organisation to a partnership. In the first screenshot, the 'Organisation' field is selected (1) and the 'Partnership Role' is set to 'Coordinator' (2). In the second screenshot, the 'Mobility Activity Role' is set to 'Receiving HEI' (3). In the third screenshot, the 'Save' button is clicked (4).

Once items are added to the list, the following icons become available under the **Actions** column:

1. **Delete** - click on this icon for the desired item and follow the onscreen instructions to delete it.
2. **View** - click on this icon to open the details of the selected item in read-only mode. All fields are greyed out and you will not be able to change any details.
3. **Edit** - open the details of the selected item in edit mode. Make the desired changes, then click on the **Save** button at the bottom of the screen to save the updated information.

Removing an organisation from the list does not remove it from the project, nor does it affect any of the related mobility activities.

The warning messages on top of the list may also be updated. In our example, after we added one partner organisation as Receiving HEI, the message concerning the Receiving HEI is no longer displayed, meaning this rule is now fulfilled.

Add all other partnership organisations as previously explained.

The screenshot shows the 'Blended Intensive Programmes Partnerships' list. At the top, there are three warning messages: 'The role "Coordinator" can be attributed only once per Blended Intensive Programme and it is mandatory.', 'There must be at least 2 Organisations added with the value "Partner" in "Partnership Role".', and 'There must be at least 2 Organisations added with the value "Sending HEI/Organisation" in "Mobility role".' Below the warnings, the table shows one item with the following details:

OID	Erasmus code	Legal name	Type of organisation	Partnership Role	Mobility Activity Role	Actions
E10000163	NL APELDO07	Test-org.NL.01	Other type of organisation	Partner	Receiving HEI	[Delete] [View] [Edit]

At the bottom of the table, there is a pagination bar showing 'Items per page 30' and '1 - 1 of 1'.

Take note of the following:

1. **Partnership rules** - Every blended intensive programme partnership must have:
 - a. at least **three HEIs** - the ones implementing the programme
 - b. one and **only one Coordinator** (Partnership Role)
 - c. at least **two Partner HEIs** (Partnership Role): the partnership can include additional organisations (HEIs or other types)
 - d. one and **only one Receiving HEI** (Mobility Activity Role); typically, this is the Coordinating HEI, but this role can be assigned to another HEI in the partnership
 - e. at least **one Sending Organisation** (Mobility Activity Role)
2. For the following organisations that are added to the partnership, you can choose the **Partnership Role** and the **Mobility Activity Role** as applicable, keeping in mind the partnership rules explained above.
 - a. Whenever the **Coordinator** and **Receiving HEI** roles are assigned to a new organisation, previous organisations must also be updated. Check the warning messages in such case and adapt the organisation roles accordingly.

Here is an example of the Partnership list with three organisations added. No warning message is displayed at the top of the list, meaning all requirements for Blended Intensive Programmes Partnerships are fulfilled.

Number of HEIs in the Partnership

3

Blended Intensive Programmes Partnerships (3)

+ Create

Q

Search...

Search

More Filters

OID	Erasmus code	Legal name	Type of organisation	Partnership Role	Mobility Activity Role	Actions
E10000176	F SAINT-P04	Test-org.FR.02	Other type of organisation	Partner	Sending HEI/Organisation	<div><div></div><div></div><div></div></div>
E10000163	NL APELDO07	Test-org.NL.01	Other type of organisation	Partner	Receiving HEI	<div><div></div><div></div><div></div></div>
E10000164	F PARIS482	Test-org.FR.01	Other type of organisation	Coordinator	Coordinator	<div><div></div><div></div><div></div></div>

3.4. Save the updated Blended Intensive Programme

Click on the **Save** button to save all the changes made for the Blended Intensive Programme.

Number of HEIs in the Partnership

3

Blended Intensive Programmes Partnerships (3)

Create

Search...

Search

More Filters

OID	Erasmus code	Legal name	Type of organisation	Partnership Role	Mobility Activity Role	Actions
E10000176	F SAINT-P04	Test-org.FR.02	Other type of organisation	Partner	Sending HEI/Organisation	<div><div></div><div></div><div></div></div>
E10000163	NL APELDO07	Test-org.NL.01	Other type of organisation	Partner	Receiving HEI	<div><div></div><div></div><div></div></div>
E10000164	F PARIS482	Test-org.FR.01	Other type of organisation	Coordinator	Coordinator	<div><div></div><div></div><div></div></div>

Items per page 30

1 - 3 of 3

Back

Save

3.5. Blended Intensive Programme in status "Complete"

You are returned to the **List of Blended Intensive Programmes**.

If all mandatory information for the Blended Intensive Programme was provided and the partnership organisations were added correctly, the **Status** of the Blended Intensive Programme is updated to **Complete**.

It is now possible to link mobility activities to the Blended intensive programme, as explained on the pages [Mobility activities in KA131 Higher Education projects](#) and [KA171 Mobility of higher education students and staff supported by external policy funds](#).

Content menu

Details

Organisations

Contacts

Mobility Activities

Blended Intensive Programme

Import-export mobility activity

Fewer Opportunities

List of Blended Intensive Programmes

Blended Intensive Programmes (5)

Bulk Actions

Create

Search...

Search

More Filters

Blended Intensive Programme ID	Title	Number of Participants (Awarded)	Number of Participants (Reported)	Number of Teachers/Trainers delivering the Programme	Number of HEIs in the Partnership	Coordinating HEI	Receiving HEI	Status	Actions
2022-1-FR01-KA131-HED-000016136-3	Title 1	20	0	0	3	Test-org.FR.01	Test-org.NL.01	COMPLETE	<div><div></div><div></div><div></div></div>



4. View the Blended Intensive Programme "Participants"

After mobility activities are linked to a Blended intensive programme, you can view their information from the Blended Intensive Programme details screen. See [Link a mobility activity in a KA131 or KA171 project to a Blended intensive programme](#) for step-by-step instructions.

4.1. Click on "View" or "Edit" to open the Blended Intensive Programme Details

Click on the **View** or **Edit** icon to open the Blended Intensive Programme Details.

Content menu

Details

Organisations

Contacts

Mobility Activities

Blended Intensive Programme

Import-export mobility activity

Fewer Opportunities

List of Blended Intensive Programmes

Blended Intensive Programmes (5)

Bulk Actions

+ Create

Q

Search...

Search

More Filters

Blended Intensive Programme ID	Title	Number of Participants (Awarded)	Number of Participants (Reported)	Number of Teachers/Trainers delivering the Programme	Number of HEIs in the Partnership	Coordinating HEI	Receiving HEI	Status	Actions
2022-1-FR01-KA131-HED-000016136-3	Title 1	20	2	0	4	Test-org.FR.03	Test-org.NL.01	COMPLETE	<div><div></div><div>View</div><div></div></div>

4.2. Access the list of Participants at the bottom of the screen

At the bottom of the **Blended Intensive Programme Details** screen you can consult the list of all **Participants** enroled in the selected blended intensive programme, with key details about each participant, such as Mobility Activity ID, Type of participant, Participant name and more.

i

Information

If a participant enroled in the blended intensive programme belongs to an organisation that has not been added as a partner organisation in the blended intensive programme, you will see a warning message.

For each participant displayed in the list you will be able to open the participant details in view mode, by clicking on the **View** icon.

Blended Intensive Programmes Participants (21)

Q

Search...

Search

More Filters

Blended Intensive Programme ID	Participant Mobility Project code	Participant Mobility ID	Participant's first name	Participant's last name	Type of Participants	Trainers/Teachers Delivering the Project	Participation physical duration (days)	Sending Organisation ID	Actions
2021-1-FR01-KA131-HED-000017084-2	2021-1-FR01-KA131-HED-000017084	17084-MOB-0003	Eric	Name	Students	true	30	17084-ORG-00001	<div><div></div><div>View</div><div></div></div>
2021-1-FR01-KA131-HED-000017084-2	2021-1-FR01-KA131-HED-000017084	17084-MOB-0004	Anna	Name	Students	true	30	17084-ORG-00001	<div><div></div><div>View</div><div></div></div>
2021-1-FR01-KA131-HED-000017084-2	2021-1-FR01-KA131-HED-000017084	17084-MOB-0008	Jerome	Name	Students	true	30	17084-ORG-00001	<div><div></div><div>View</div><div></div></div>
2021-1-FR01-KA131-HED-000017084-2	2021-1-FR01-KA131-HED-000017084	17084-MOB-0009	Gus	Name	Students	true	30	17084-ORG-00001	<div><div></div><div>View</div><div></div></div>

A pop-up window will open, containing the mobility activity information. Any changes required to the participant information must be done from the mobility activity details. Click on the **Back** button at the bottom of the pop-up to close it.

!

Take note

Participants are only available in the list if their individual mobility activity has been linked to the Blended Intensive Programme you are viewing and if the mobility activity is in status **Complete**. Linking an individual mobility activity to a Blended Intensive Programme is done from the **Mobility Activities** details in the relevant project.

Blended Intensive Programme ID *

2021-1-FR01-KA131-HED-000017084-2

Participant's first name *

Eric

Participant Mobility Project code *

2021-1-FR01-KA131-HED-000017084

Participant's last name *

Name

Participant Mobility ID *

17084-MOB-0003

Participant Age *

28

Type of Participants *

Students

Participant's seniority *

Trainers/Teachers Delivering the Project *



Participant Nationality *

France

Start Date *

01/05/2023



End Date *

30/05/2023



Participation physical duration (days) *

30

Submitted Participant Report *

[Hyperlink to the participant report](#)

Sending Organisation ID *

17084-ORG-00001

Sending Organisation Erasmus Code *

F PARIS482

Sending Organisation Name *

Test-org.FR.01

Sending Organisation Type *

Other type of organisation

Sending Organisation City *

Paris

Sending Organisation Country *

France

Mobility Comments *

Back



Here is an example screen of a **linked Blended Intensive Programme** viewed in the **Mobility Activities** details, available in the **From-To** section. See [Mobility activities in KA131 Higher Education projects](#) for additional information.

Content menu

<

Details

Organisations

Contacts

Mobility Activities

Blended Intensive Programme

Import-export mobility activity

Fewer Opportunities

Budget

FROM - TO

Sending organisation

Test-org.FR.02

Select

Sending country *

Erasmus code *

F SAINT-P04

Sending city *

Paris

Outer-most region *

Blended intensive programme ID

2022-1-FR01-KA131-HED-000016136-3

Select

Virtual Component Description *

Required information here...

4972

Virtual component duration

0

Virtual component timing *

Before, during and after

Receiving organisation

Test-org.NL.01

Select

Receiving country *

NL : Netherlands

Receiving organisation erasmus code *

NL APELDO07

Receiving city *

Amsterdam

Expected Outcome

- The Blended intensive programmes have been viewed and updated, so they are in status Complete
- Mobility activities can be linked to the Blended intensive programmes. See:
 - [Link a mobility activity in a KA131 or KA171 project to a Blended intensive programme](#)
 - [Mobility activities in KA171-HED projects](#)
 - [Mobility activities in KA131 Higher Education projects](#)



Related Articles

- [Activity Types in KA131 projects](#)
- [Activity Types in KA171 projects](#)
- [Add mobility activities to projects](#)
- [Beneficiary Guides - Project implementation phase](#)
- [Beneficiary module guide](#)
- [Blended Intensive Programmes in KA131 Higher Education projects](#)
- [Budget in KA171 projects](#)
- [Budget in projects \(KA131-HED\)](#)
- [Budget Transfers in KA171 projects](#)
- [Can a Participant with fewer opportunities be flagged as Zero grant mobility?](#)
- [Data Dictionary and Mobility Import-Export templates](#)
- [Digital skills](#)
- [Duration Calculated \(days\) field in KA131 mobility activities](#)
- [Edit the mobility activity import file](#)
- [Exceptional cost for visa and other entry requirements](#)
- [Exceptional costs](#)
- [Export and import mobility activities using xlsx files](#)
- [HEI flag in organisation details](#)
- [Higher Education Mobility Handbook](#)
- [Hosting locations in Volunteering teams activities in ESC51](#)
- [How to complete and submit a KA171 Interim or Periodic Report](#)
- [Import organisations from other project in KA131 projects](#)
- [Inclusion support for participants](#)
- [Individual support - grant not required flag](#)
- [Interim, Periodic and Progress Reports in Beneficiary module](#)
- [Interim, Periodic or Progress Reports](#)
- [International mobility activity flag](#)
- [KA131 Mobility of higher education students and staff supported by internal policy funds](#)
- [KA171 Mobility of higher education students and staff supported by external policy funds](#)
- [Latest data dictionary updates](#)
- [Limitations for Mobility Activity Import/Export for KA151, KA152, KA153 and KA154 \(2021, 2022, 2023\)](#)
- [Link a mobility activity in a KA131 or KA171 project to a Blended intensive programme](#)
- [Long-term mobility activity flag](#)
- [Manage mobility activity export and import](#)
- [Manage participant reports in projects](#)
- [Manage Report On Recognition](#)
- [Mobility activities in KA1 youth mobility projects](#)
- [Mobility activities in KA121 and KA122 projects](#)
- [Mobility activities in KA131 Higher Education projects](#)
- [Mobility activities in KA155 projects](#)
- [Mobility activities in KA171-HED projects](#)
- [Mobility activities in KA182 Mobility of sport staff projects](#)
- [Mobility Activities in projects](#)
- [Mobility activity changes from Completed to Draft](#)
- [Mobility to a Blended Intensive Programme flag](#)
- [Number of teaching hours](#)
- [Participant is from the receiving organisation flag](#)
- [Prefill Start date and End date from the linked activity or event flag](#)
- [Preparatory visits](#)
- [Project handling specifics related to the Russian aggression on Ukraine](#)