

# MT+ KA1 & KA3 Inclusion

- 1. The Inclusion tab
- 2. Updating the Inclusion Reasons.

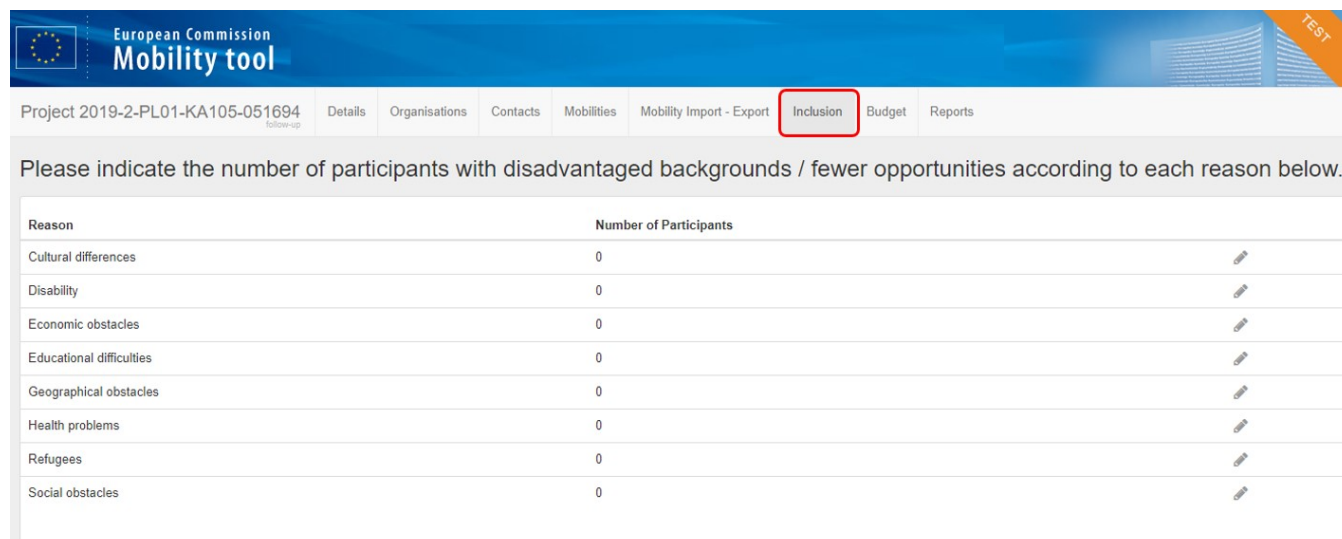
The **Inclusion** tab in Mobility Tool+ displays an overview of the number of participants in a project who encounter difficulties.

Due to data protection issues, the existing data regarding obstacles encountered will be moved automatically from the participant level at project level to the new **Inclusion** tab.

If you are using the import of mobilities, please note that the format of the file will stay the same for the call year 2019 for consistency reasons but the Barrier Type columns will be ignored by the system.

## 1. The Inclusion tab

The **Inclusion** information can be accessed via the Inclusion tab within a project. Click on the tab to open the screen.



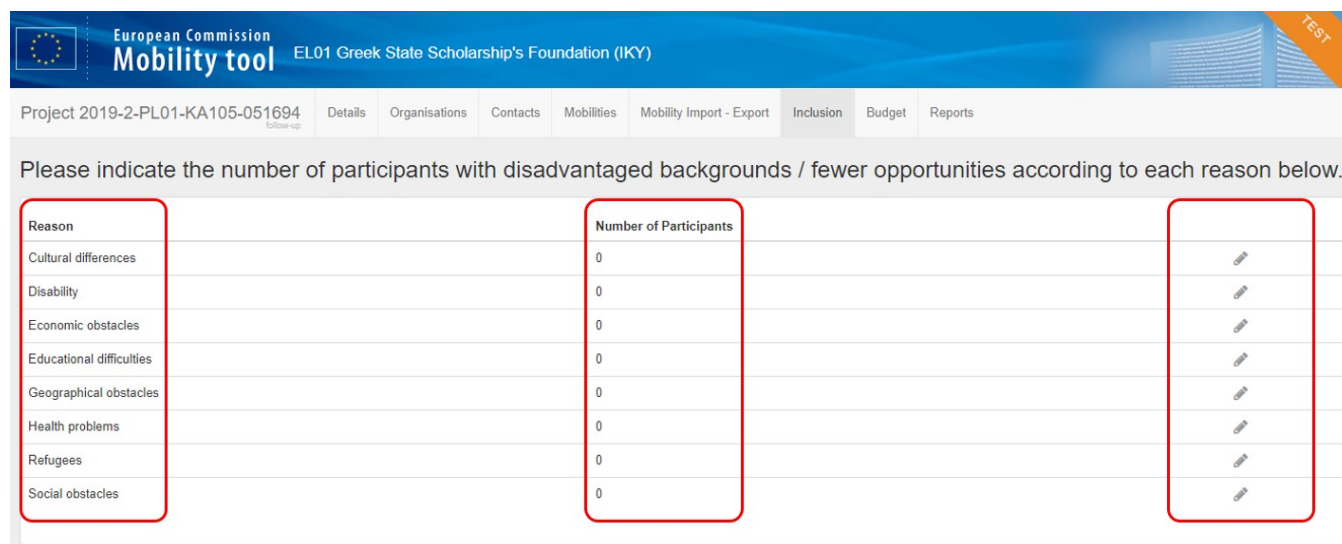
The screenshot shows the 'European Commission Mobility tool' interface. The top navigation bar includes tabs: Project 2019-2-PL01-KA105-051694, Details, Organisations, Contacts, Mobilities, Mobility Import - Export, Inclusion (highlighted with a red box), Budget, and Reports. Below the navigation bar, a message states: 'Please indicate the number of participants with disadvantaged backgrounds / fewer opportunities according to each reason below.' A table follows with two columns: 'Reason' and 'Number of Participants'. The table lists eight reasons: Cultural differences, Disability, Economic obstacles, Educational difficulties, Geographical obstacles, Health problems, Refugees, and Social obstacles. Each row shows a value of 0 in the 'Number of Participants' column and an edit icon (pencil) to the right.

Reason	Number of Participants
Cultural differences	0
Disability	0
Economic obstacles	0
Educational difficulties	0
Geographical obstacles	0
Health problems	0
Refugees	0
Social obstacles	0

This screen displays the list of possible **Reasons** for inclusion faced by the participants with **fewer opportunities/disadvantaged background** and the **Number of Participants** for each of these reasons. The **Edit (Pencil)** icon is available as long as the project is in follow-up status.



The **Number of Participants** for each specific reason is not automatically calculated based on the information provided in the mobilities. It has to be updated manually by the beneficiary.



This screenshot is similar to the previous one, but with red boxes highlighting the 'Reason' column, the 'Number of Participants' column, and the edit icons, indicating where the user should interact to update the data.

Reason	Number of Participants
Cultural differences	0
Disability	0
Economic obstacles	0
Educational difficulties	0
Geographical obstacles	0
Health problems	0
Refugees	0
Social obstacles	0









## 2. Updating the Inclusion Reasons.

The beneficiary has the option to edit the number of participants facing a specific difficulty.

1. Click on the **Edit** icon in the row of the reason you wish to update.
2. The **Number of Participants** field becomes editable. Update the number as appropriate.
3. Click on the **Save** icon.


Project 2019-2-PL01-KA105-051694 follow-up Details Organisations Contacts Mobilities Mobility Import - Export **Inclusion** Budget Reports

Please indicate the number of participants with disadvantaged backgrounds / fewer opportunities according to each reason below.

Reason	Number of Participants	
Cultural differences	0	 <b>1</b>
Disability	0	
Economic obstacles	0	
Educational difficulties	0	
Geographical obstacles	0	
Health problems	0	
Refugees	0	
Social obstacles	0	

Project 2019-2-PL01-KA105-051694 follow-up Details Organisations Contacts Mobilities Mobility Import - Export **Inclusion** Budget Reports

Please indicate the number of participants with disadvantaged backgrounds / fewer opportunities according to each reason below.









Reason	Number of Participants	
Cultural differences	<input type="text" value="2"/> <b>2</b>	 <b>3</b>
Disability	0	
Economic obstacles	0	
Educational difficulties	0	
Geographical obstacles	0	
Health problems	0	
Refugees	0	
Social obstacles	0	



The number of participants is updated for that reason.

Project 2019-2-PL01-KA105-051694 follow-up Details Organisations Contacts Mobilities Mobility Import - Export **Inclusion** Budget Reports

Please indicate the number of participants with disadvantaged backgrounds / fewer opportunities according to each reason below.

Reason	Number of Participants	
Cultural differences	<input type="text" value="2"/> <b>2</b>	
Disability	0	
Economic obstacles	0	
Educational difficulties	0	
Geographical obstacles	0	
Health problems	0	
Refugees	0	
Social obstacles	0	

It is also possible to cancel an update of the number of participants for a specific reason as long as you have not saved the changes you have made. Instead of clicking on the **Save** icon, click on the **Cancel** icon to revert to the original number.

Please indicate the number of participants with disadvantaged backgrounds / fewer opportunities according to each reason below.

Reason	Number of Participants
Cultural differences	2
Disability	0
Economic obstacles	<div><div>5</div><div><div>Cancel</div><div><div><div></div></div><div>3</div></div></div></div>
Educational difficulties	0
Geographical obstacles	0
Health problems	0
Refugees	0
Social obstacles	0

## Related Articles

- [MT+ Add mobility for KA1 and KA3 projects](#)
- [MT+ Alerts and Notifications](#)
- [MT+ Basics and variations of the mobility screen for KA1](#)
- [MT+ Copy mobility details](#)
- [MT+ Force majeure guidance due to Coronavirus](#)
- [MT+ How to add organisations for KA1 and KA3 projects](#)
- [MT+ How to complete and submit the final beneficiary report](#)
- [MT+ How to manage organisations for KA1 & KA3 projects](#)
- [MT+ KA1 and KA2 Project Log](#)
- [MT+ KA1 and KA3 Budget screen](#)
- [MT+ KA1 and KA3 Force Majeure](#)
- [MT+ KA1 and KA3 Overview of virtual and blended mobilities](#)
- [MT+ KA1 and KA3 Validated and checked versions](#)
- [MT+ Manage KA1 participant report](#)
- [MT+ Mobility list view](#)