


Fewer opportunities in projects

- Steps
 - 1. Access "Fewer opportunities" in the Content menu
 - 2. Type the number of participants matching each reason
 - 3. Click on "Save"
- Expected Outcome
- Related Articles

 The illustrations in the provided Wiki pages are for consultation purpose only and may not always reflect the latest implementation.

This page explains how to add and edit information regarding the **Fewer opportunities** encountered by participants flagged as **Participant with fewer opportunities** in your granted Erasmus+ or European Solidarity Corps project.

The contact person of the beneficiary organisation with edit rights in the project is able to provide the required information regarding the fewer opportunities while the project is in status **Project ongoing** and must be filled before the submission of the **Final beneficiary report**.

The **Fewer opportunities** section in the project can however only be updated if at least one participant (mobility activity or in a group activity) in the project was flagged as **Participant with fewer opportunities**. See the pages **Add mobility activities to projects** and **Group activities in KA121 and KA122 projects** for details.

If no such participant is registered in your project, the Fewer opportunities screen is read-only.

Data Protection

Due to data protection rules, any information regarding fewer opportunities encountered by participants must not be directly linked to a specific participant. Therefore if you have indicated that your project includes participants with fewer opportunities, you will have to provide an overview of the number of participants having fewer opportunities for various reasons.

These specific details are not calculated automatically based on the information provided in the mobilities.

See <https://webgate.test.ec.europa.eu/erasmus-esc/index/privacy-statement> for details regarding the use of personal data and the data protection rules.

Information

Fields may vary depending on the action type of you project. Please read the onscreen information carefully to complete the relevant fields.

Steps

1. Access "Fewer opportunities" in the Content menu

In your project, click on **Fewer opportunities** in the Content menu.

The **Fewer opportunities** screen is displayed, with a predefined list of fewer opportunity **reasons** in the left column.

Project Activities and Budget Details

Grant Agreement No. : 2023-1-PL01-KA182-SPO-000017101

Awarded/Reported Budget : 35 608 € / 15 290 €

Project ongoing

Deadline: 30 jul. 2024

308 days left

Project Acronym : EAC IT TRAINING -

NA : PL01 - Foundation for the Development of the Education System - Organisation OID : E10000115 - Legal name: : Test Sport Club Poland

Content menu

Details

Organisations

Contacts

Preparatory visits

Mobility Activities

Fewer Opportunities

Budget

Reports

Fewer Opportunities

The National Agencies and the European Commission will use data for budget validation and statistical purposes. The data should not allow the identification of a physical person. The level of detail should be proportionate to the needs for cost justification. See [privacy notice](#) for more information on data protection.

Please indicate the number of participants with fewer opportunities according to each reason below and the description and the justification of the inclusion support for participants. For each participant please take into account the main reason.

Reason	Number of Participants
Barriers linked to discrimination	<input type="text" value="0"/>
Barriers linked to education and training systems	<input type="text" value="0"/>
Cultural differences	<input type="text" value="0"/>
Disabilities	<input type="text" value="0"/>
Economic barriers	<input type="text" value="0"/>
Geographical barriers	<input type="text" value="0"/>

2. Type the number of participants matching each reason

Initially all fields in the **Number of Participants** column are set to zero.

For each of the fewer opportunities reasons in the **Reason** column, click in the corresponding field in the **Number of Participants (1)** column and type the desired number. If you need to remove a previously entered value, delete the value and type 0 in the field.

Below the editable fields, the **Total number of participants with a reason declared** and **Total number of participants with fewer opportunities in the project (2)** values are displayed and are read-only.

- The Total number of participants with a reason declared value is calculated using the values you provide in Number of Participants column.
- The Total number of participants with fewer opportunities in the project is calculated adding the participants in the project flagged as Participant with fewer opportunities.

The red warning message displayed under these fields informs you of the fact that you need to define the reason for all of participants with fewer opportunities in your project.



Take note

All participants with fewer opportunities defined in the project should have a reason declared in the **Fewer Opportunities** screen. For each participant please take into account only the main reason.

Fewer Opportunities

The National Agencies and the European Commission will use data for budget validation and statistical purposes. The data should not allow the identification of a physical person. The level of detail should be proportionate to the needs of cost justification. See [privacy notice](#) for more information on data protection.

Please indicate the number of participants with fewer opportunities according to each reason below and the description and the justification of the inclusion support for participants. For each participant please take into account the main reason.

1

Reason

Number of Participants

Barriers linked to discrimination

0

Barriers linked to education and training systems

0

Cultural differences

0

Disabilities

0

Economic barriers

0

Geographical barriers

0

Health problems

0

Social barriers

0

2

Total number of participants with a reason declared

0

Total number of participants with fewer opportunities in the project

4


You need to define the reason for all of participants with fewer opportunities in your project. You can declare only one reason for each participant. If more than one reason applies to some participants, then you should choose the most important reason.

3. Click on "Save"

The **Save** button will only be active if the **Total number of participants with a reason declared** equals the **Total number of participants with fewer opportunities in the project**. In such case, the red warning message previously displayed is no longer visible.

Click on the **Save** button to update the figures in your project. A success message is displayed.

Fewer Opportunities

 The National Agencies and the European Commission will use data for budget validation and statistical purposes. The data should not allow the identification of a physical person. The level of detail should be proportionate to the needs of cost justification. See [privacy notice](#) for more information on data protection.


Please indicate the number of participants with fewer opportunities according to each reason below and the description and the justification of the inclusion support for participants. For each participant please take into account the main reason.

Reason	Number of Participants
Barriers linked to discrimination	<input type="text" value="0"/>
Barriers linked to education and training systems	<input type="text" value="0"/>
Cultural differences	<input type="text" value="0"/>
Disabilities	<input type="text" value="2"/>
Economic barriers	<input type="text" value="1"/>
Geographical barriers	<input type="text" value="0"/>
Health problems	<input type="text" value="0"/>
Social barriers	<input type="text" value="1"/>

Total number of participants with a reason declared

Total number of participants with fewer opportunities in the project


Save

 **SUCCESS**
Fewer opportunity saved

Here an example where the **Save** button is not active, as the **Total number of participants with a reason declared** is higher than the **Total number of participants with fewer opportunities in the project**. The red warning message is still visible and you must make the required adjustments before you can save.

Total number of participants with a reason declared

Total number of participants with fewer opportunities in the project

 You need to define the reason for all of participants with fewer opportunities in your project. You can declare only one reason for each participant. If more than one reason applies to some participants, then you should choose the most important reason.

Save

Expected Outcome

- The number of participants per relevant reason for fewer opportunities has been updated.



Related Articles

- [Refresh Reported Budget](#)
- [Project Statuses](#)
- [Participant ID](#)
- [Beneficiary module index pages per Programme and Key Action](#)
- [Accreditations in Beneficiary module](#)
- [Beneficiary module index per action type](#)
- [Update Project details \(ESC51-VTJ\)](#)
- [Project Management and Implementation \(KA220\)](#)
- [Project Results \(KA220\)](#)
- [Targets in projects \(KA121\)](#)
- [Special Costs \(KA220\)](#)
- [Transnational Project Meetings \(KA220\)](#)
- [Budget in KA155 DiscoverEU Inclusion projects](#)
- [Activity Types in KA152 projects](#)
- [Activity Types in KA171 projects](#)