

Project Summary (KA210, KA220)

- [Prerequisites](#)
- [Steps](#)
 - [1. Access "Project Summary"](#)
 - [2. Provide the required information](#)
- [Expected Outcome](#)
- [Related Articles](#)



Take note

The illustrations in the Application Forms wiki pages are for consultation purpose only and may not reflect the latest implementation.

There may be minor changes to the screen appearance and layout which are described on the updated page: [How to complete the application form.](#)

In the **Project Summary** section of the application form you are asked to provide short summary of your project. Please be aware that this section (or part of it) may be used by the European Commission, Executive Agency or National Agencies in their publications. It will also provide information for the Erasmus+ Project Results Platform.

Our example shows how to complete the Project Summary Section of your application using a KA210-ADU - Small-scale partnerships in adult education application form.



Information

Questions or fields may vary depending on the action you apply for. Please read the onscreen information carefully to complete the relevant fields and sections.

This page is relevant for:

- **Erasmus+ Call year 2022**
 - KA210-YOU - Small-scale partnerships in youth
 - KA210-ADU - Small-scale partnerships in adult education
 - KA210-SCH - Small-scale partnerships in school education
 - KA210-VET - Small-scale partnerships in vocational education and training
 - KA220-YOU - Cooperation partnerships in youth
 - KA220-ADU - Cooperation partnerships in adult education
 - KA220-SCH - Cooperation partnerships in school education
 - KA220-VET - Cooperation partnerships in vocational education and training

Prerequisites

- You must have completed the sections Context, Participating Organisations and Activities in your application form
-

Steps

1. Access "Project Summary"

Click on Project Summary in the content menu. The Project Summary screen opens.

Content menu

- Context
- Priorities and Topics
- Project description
- Participating Organisations
- Activities
- Budget Summary
- Impact and Follow-up
- Project Summary**
- Annexes (0)

Project Summary

Please provide a short summary of your project. Please be aware that this section (or part of it) may be used by the European Commission, Executive Agency or National Agencies in their publications. It will also feed the Erasmus+ Project Results Platform.

In view of further publication on the Erasmus+ Project Results Platform, please also be aware that a comprehensive public summary of project results will be requested at report stage(s). Final payment provisions in the contract will be linked to the availability of such summary.

Objectives: What do you want to achieve by implementing the project? * 500

Implementation: What activities are you going to implement? * 500

Results: What results do you expect your project to have? * 500

2. Provide the required information

In this section, you are asked to provide a short summary of your project, in the areas of Objectives, Implementation and Results.

Please complete all the mandatory fields.

Project Summary

Please provide a short summary of your project. Please be aware that this section (or part of it) may be used by the European Commission, Executive Agency or National Agencies in their publications. It will also feed the Erasmus+ Project Results Platform.

In view of further publication on the Erasmus+ Project Results Platform, please also be aware that a comprehensive public summary of project results will be requested at report stage(s). Final payment provisions in the contract will be linked to the availability of such summary.

Objectives: What do you want to achieve by implementing the project? * 500

Implementation: What activities are you going to implement? * 500

Results: What results do you expect your project to have? * 500

Please provide a short summary of your project. Please be aware that this section (or part of it) may be used by the European Commission, Executive Agency or National Agencies in their publications. It will also feed the Erasmus+ Project Results Platform.

In view of further publication on the Erasmus+ Project Results Platform, please also be aware that a comprehensive public summary of project results will be requested at report stage(s). Final payment provisions in the contract will be linked to the availability of such summary.

Objectives: What do you want to achieve by implementing the project? * 482

Project objectives

Implementation: What activities are you going to implement? * 477











Our Implementation plan

Results: What results do you expect your project to have? * 484

Expected Results

Expected Outcome

- Project Summary section is marked complete

Content menu		<
✓ Context		
✓ Priorities and Topics		
✓ Project description		
✓ Participating Organisations		
✓ Activities		
✓ Budget Summary		
✓ Impact and Follow-up		
✓ Project Summary		
✗ Annexes	0	
✗ Checklist		



Related Articles

- [Project Summary \(KA210, KA220\)](#)
- [Follow Up](#)
- [Project Description \(KA210\)](#)
- [Activities \(KA210\)](#)
- [Budget Summary \(KA210\)](#)
- [Impact and Follow-up \(KA210\)](#)
- [Priorities and Topics \(KA210\)](#)
- [Impact \(KA220\)](#)
- [Relevance of the project \(KA220\)](#)
- [Latest Application Forms Information](#)
- [Project design and implementation \(KA220\)](#)
- [Project Summary \(KA220\)](#)
- [Partnership and cooperation arrangements \(KA220\)](#)
- [Annexes](#)
- [Submitting an Application Form](#)