



Online INSPIRE2020 Conference Facts & Feelings

11th meeting of the MIG

Thursday 18 June 2020

Some statistics

8-31

8 days of conference

31 sessions

1230

Unique participants

242

Respondents

About you

Germany	40
Spain	30
Belgium	25
Italy	17
Netherlands	15
Portugal	14
France	12
United Kingdom	10
Denmark	7
Austria	6
Finland	6
Ireland	6
Sweden	6
Greece	5
Lithuania	5
Cyprus	4
Czechia	4
Hungary	3
Luxembourg	3
Norway	3
Albania	2
Croatia	2
Indonesia	2
North Macedonia	2
Slovenia	2
Switzerland	2
Bosnia and Herzegovina	1
Brazil	1
Bulgaria	1
India	1
Malta	1
Poland	1
Romania	1
Slovakia	1
United States of America	1

35 countries
Top 5: DE, ES, BE, IT, NL



What type of organisation are you from? ▾

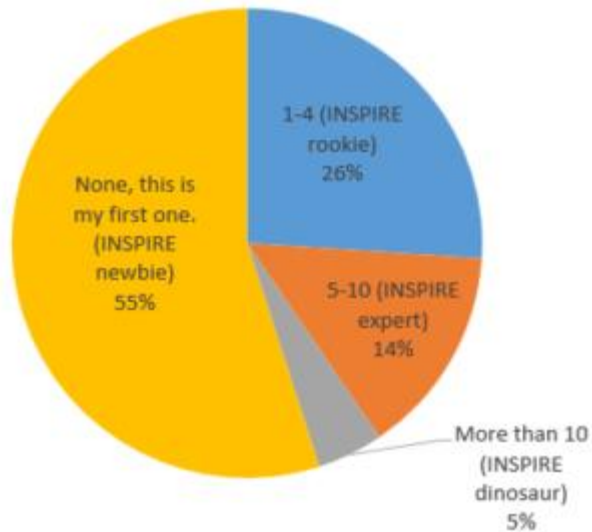
- Regional or national administration.
- Small and Medium Size Enterprise (SME).
- Academia.
- Municipality / city administration / associations representing cities and communities.
- European administration.
- Large Enterprise.
- International organisation.
- Digital Innovation Hub, Living Lab, city lab, policy lab, etc.

Organisations: More than half of the respondents came from national and regional authorities

(Geo)ICT expert	62	25.62 %
Data scientist/analyst	46	19.01 %
Other	46	19.01 %
(Geo)ICT manager	29	11.98 %
Digital policy officer (digital transition/e-gov/open data/...)	21	8.68 %
Thematic Policy officer (environment/climate/energy/transport/...)	14	5.79 %
Business developer (analyst/product owner/...)	13	5.37 %
Business manager (services/processes)	8	3.31 %
Legal officer	3	1.24 %

Roles: overall, a large representation of technical experts

About you



55% of respondents are first-timers.

I wanted to learn new things.		173	71.49 %
The conference programme looked very interesting.		147	60.74 %
For one specific session.		52	21.49 %
I was a presenter in a session.		35	14.46 %
For the networking opportunities.		27	11.16 %
For the speaker line-up.		24	9.92 %
My boss made me.		18	7.44 %
Other (Please specify)		14	5.79 %

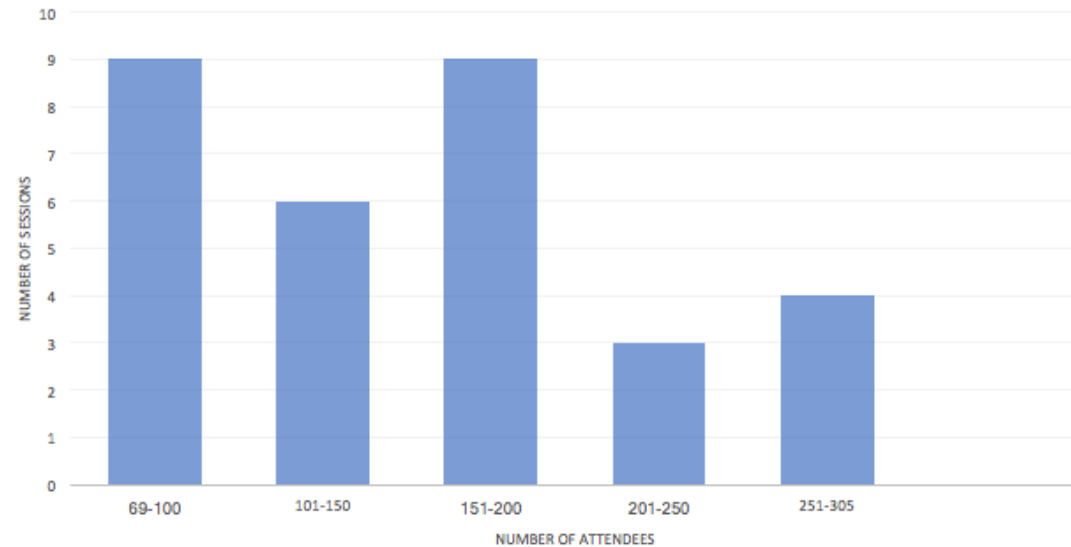
An interesting programme and a healthy curiosity for learning new things were the main drivers to join the online INSPIRE conference.

About the attendance

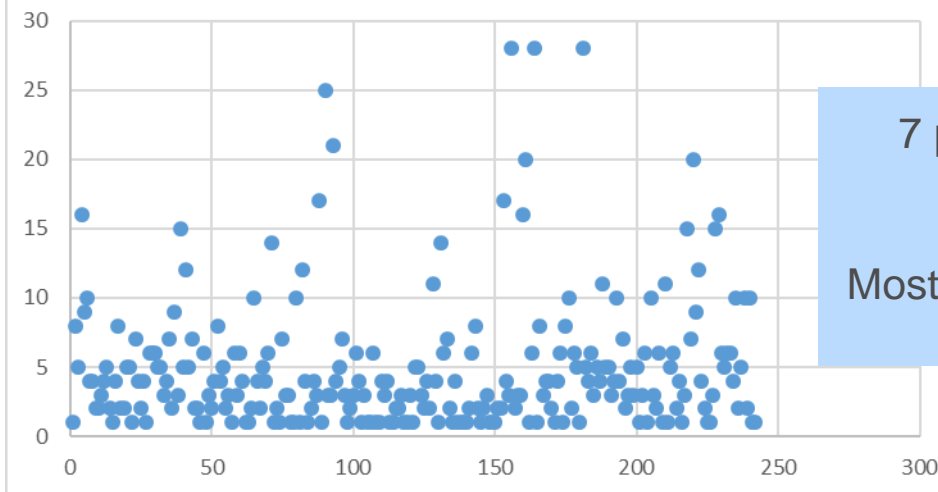
Session turnout between
69 – 305

16 sessions welcomed
more than 150 participants

Webinar attendance



How many sessions did you attend?



7 people followed 20 or more
sessions

Most people followed 1-5 sessions

Other reasons to join the conference

- Because it was a `_virtual_` conference :-)
- It was open to all and available online (I would not have attended otherwise), and for a couple of specific sessions relating to my area of interest.
- I wanted to find use cases and practical information regarding INSPIRE implementation.
- Hear about INSPIRE webinars from my project manager
- Keep up to date and see where european strategies are pointing to.
- online session made it easy to join
- It is a great opportunity to get an overview of all things INSPIRE - from user cases, to overall trends.
- For the virtual side. Easier to follow some sessions than to go abroad for one week
- To get up to date about current developments in INSPIRE
- ...

INSPIRE2020 online conference (1/2)



On a scale of 1 - 10 ...: Overall, how would you rate the online INSPIRE conference 2020? ▾

■ 10/10 ■ 9/10 ■ 8/10 ■ 7/10 ■ 6/10 ■ 5/10 ■ 4/10 ■ 3/10



On a scale of 1 - 10 ...: To which extent did the online conference and presented content meet your expectations? ▾

■ 10/10 ■ 9/10 ■ 8/10 ■ 7/10 ■ 6/10 ■ 5/10 ■ 4/10 ■ 3/10 ■ 2/10



On a scale of 1 - 10 ...: How well was the conference organised? Sessions started on time, registration was easy and connection information timely and easy to use. ▾

■ 10/10 ■ 9/10 ■ 8/10 ■ 7/10 ■ 6/10 ■ 5/10 ■ 4/10 ■ 3/10

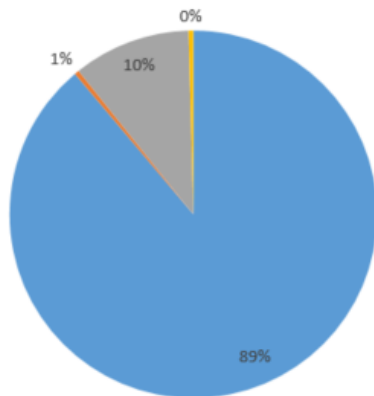
INSPIRE2020 online conference (2/2)



Your online experience

Was the online INSPIRE conference too long, too short or about right?

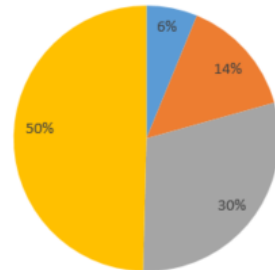
Just about right. Much too long. Too long. Too short.



8 days of online conference was experienced as just right

In the presentations where sli.do was used. Where you able to...

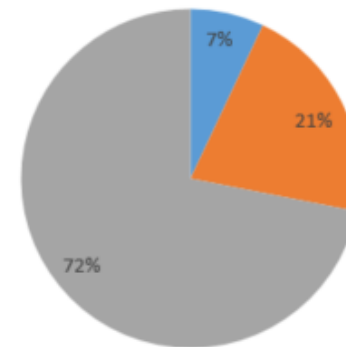
No, I did not manage to connect and answer the questions.
 No, I preferred not to participate.
 Yes, no problem. I already used sli.do.
 Yes, no problem. I did not have any previous experience with sli.do.



Sli.do was experienced as an adequate interactivity tool

Did you multitask while attending the sessions online?

All the time. No. Sometimes.



A lot of multi-tasking going on

What's the strangest thing you did while attending the INSPIRE online conference 2020?

Made coffee		126
Eating breakfast while following a session.		69
Other but my lips are sealed		56
Follow a session in my pyjamas.		35
Cooked lunch/dinner		21
Watched the 9 o'clock session from bed		8

Coffee/Tea is still the black engine for conferences.

What did you specifically like about the online INSPIRE conference 2020?

	Answers	Ratio
Much easier to participate to specific sessions without having to sacrifice a whole week.	172	71.07 %
No limit to the number of participants for sessions. No crowded sessions rooms.	151	62.40 %
I did not have to travel.	126	52.07 %
I could follow all sessions and did not have to make difficult choices, because there were no parallel tracks.	120	49.59 %
Easy interaction with the presenters through sli.do and the Webex chat window.	78	32.23 %
Nothing.	4	1.65 %

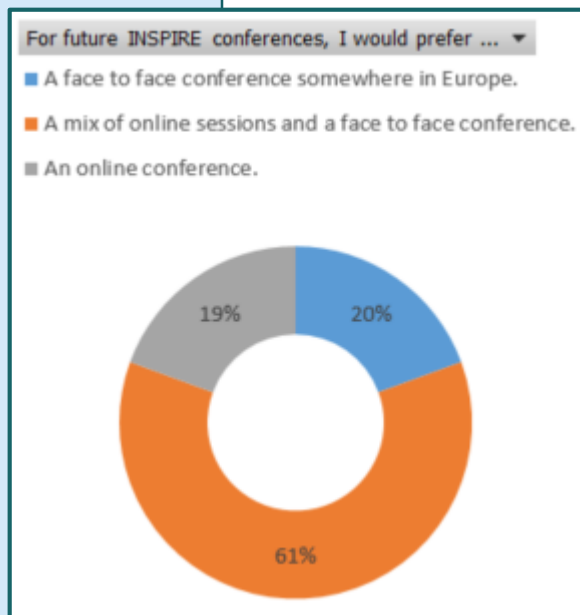


Networking and disconnecting from the office are important secondary ingredients for a succesful conference.

The ease with which you could participate in the online conference and the possibility to participate in all sessions was appreciated.

What did you particularly miss compared to the traditional face to face INSPIRE conference?

	Answers	Ratio
Networking with peers at the conference.	132	54.55 %
Disconnecting from work and the office.	108	44.63 %
The INSPIRE conference vibe. A tingling sensation to see old friends, meet new people, to simply immerse in the content and the community.	105	43.39 %
Networking with peers on a sunny terrace with a drink.	103	42.56 %
Human warmth.	92	38.02 %
The social events.	88	36.36 %
The plenary sessions.	47	19.42 %
Nothing.	41	16.94 %
The silly pineapple shirts people tend to wear.	20	8.26 %



For future conferences a mix of virtual and face to face was suggested.

Thank you for joining us in the INSPIRE 2020 online conference!



© European Union 2020

Unless otherwise noted the reuse of this presentation is authorised under the [CC BY 4.0](https://creativecommons.org/licenses/by/4.0/) license. For any use or reproduction of elements that are not owned by the EU, permission may need to be sought directly from the respective right holders.

Slide xx: [element concerned](#), source: [e.g. Fotolia.com](#); Slide xx: [element concerned](#), source: [e.g. iStock.com](#)

