

INSPIRE Geoportal

Robert Tomas

INSPIRE Geoportal Workshop
Ispra, 23-24 January 2019

Joint Research Centre

The European Commission's science and knowledge service



New INSPIRE GEOPORTAL

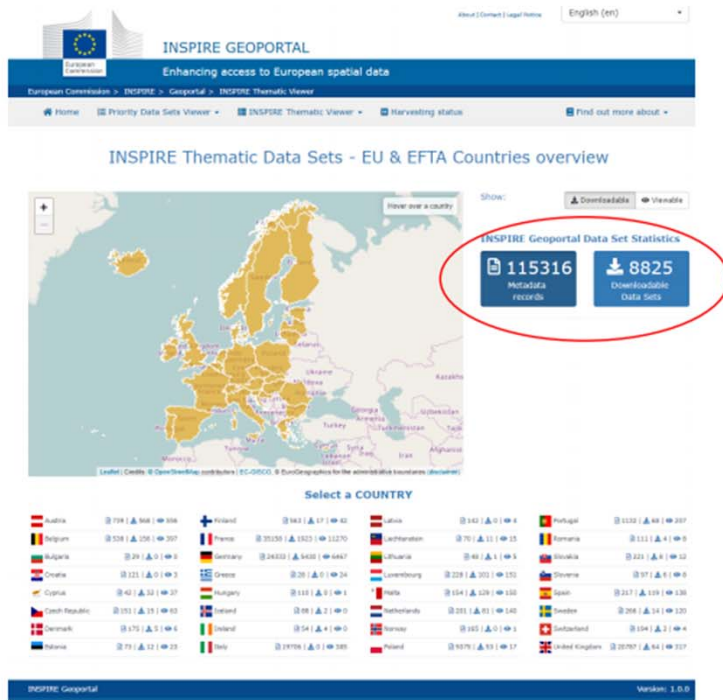
Officially launched **18.9. 2018** during the INSPIRE Conference 2018

- Based on the concept of **BETA VERSION** **"THEMATIC VIEWS"**:
 - **User-centric** = easy to use – set of predefined thematic views.
 - **Data sets-centric** = main goal is to access data!!
 - **Provide clear & reliable overviews** of INSPIRE data sets availability.
- **Optimalisation** of the back-end processes
- **Improved performance** = complete re-coding of the front-end applications
- **Integration** with other INSPIRE tools (IKB, Registry, Reference Validator, Thematic Clusters)

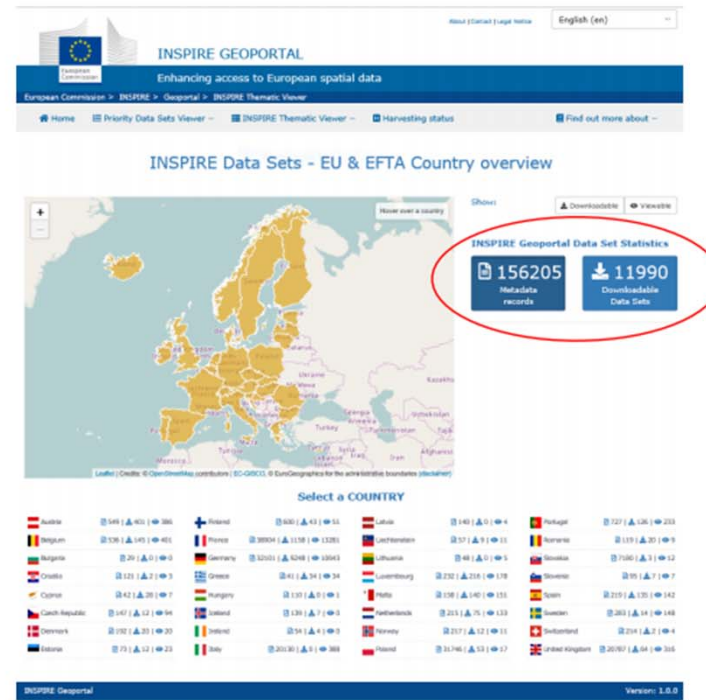


INSPIRE GEOPORTAL – Data sets availability

Status data availability - 12.09.2018



Status data availability - 15.01.2019



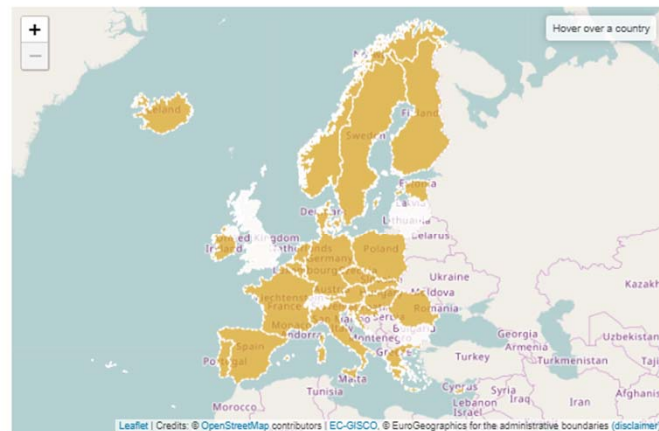
2018-09-20 -> 2019-01-21

INSPIRE GEOPORTAL – Priority data sets

INSPIRE GEOPORTAL
 Enhancing access to European spatial data
 European Commission > INSPIRE > Geoportal > Priority Data Sets Viewer

Home | Priority Data Sets Viewer | INSPIRE Thematic Viewer | Harvesting status | Find out more about

Priority Data Sets - EU & EFTA Country overview



Show: Downloadable Viewable

INSPIRE Geoportal Data Set Statistics

1031 Metadata records

456 Downloadable Data Sets

Select a COUNTRY

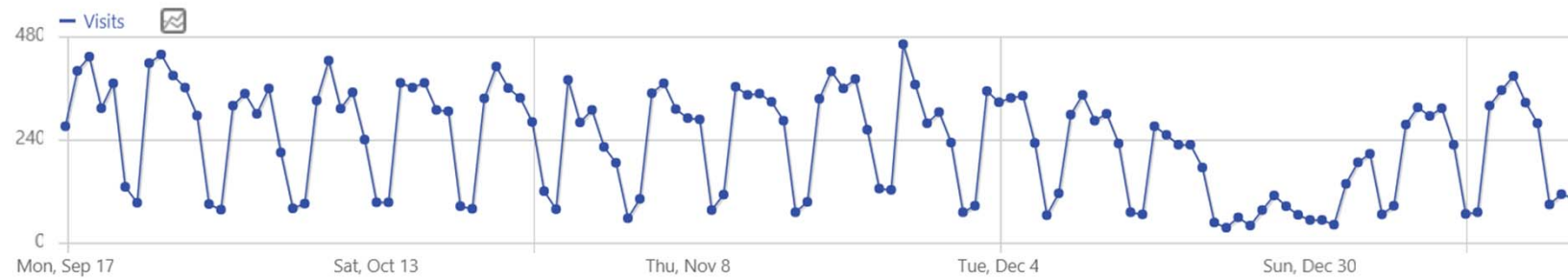
Austria	Finland	Latvia	Portugal
Belgium	France	Lichtenstein	Romania
Bulgaria	Germany	Lithuania	Slovakia
Croatia	Greece	Luxembourg	Slovenia
Cyprus	Hungary	Malta	Spain
Czech Republic	Iceland	Netherlands	Sweden
Denmark	Ireland	Norway	Switzerland
Estonia	Italy	Poland	United Kingdom

Country	11/12/2018			10/23/2018			9/20/2018		
	Ratio	# Metadata	# Downloadable	Ratio	# Metadata	# Downloadable	Ratio	# Metadata	# Downloadable
Austria	86.84%	76	66	88.00%	75	66	86.49%	74	64
Belgium	31.73%	104	33	32.71%	107	35	33.33%	105	35
Bulgaria	0.00%	0	0	0.00%	0	0	0.00%	0	0
Croatia	0.00%	6	0	0.00%	6	0	0.00%	6	0
Cyprus	100.00%	5	5	100.00%	5	5	100.00%	5	5
Czech Republic	10.26%	39	4	10.26%	39	4	10.26%	39	4
Denmark	2.63%	38	1	2.63%	38	1	13.51%	37	5
Estonia	4.76%	21	1	4.76%	21	1	4.76%	21	1
Finland	36.84%	19	7	42.11%	19	8	0.00%	19	0
France	0.00%	105	0	0.00%	26	0	0.00%	0	0
Germany	61.54%	65	40	59.26%	54	32	56.92%	65	37
Greece	0.00%	0	0	0.00%	0	0	0.00%	0	0
Hungary	0.00%	12	0	0.00%	0	0	0.00%	0	0
Iceland	100.00%	2	2	100.00%	1	1	0.00%	0	0
Ireland	0.00%	9	0	0.00%	9	0	0.00%	9	0
Italy	0.00%	12	0	0.00%	12	0	0.00%	1	0
Latvia	0.00%	0	0	0.00%	0	0	0.00%	0	0
Liechtenstein	0.00%	0	0	0.00%	0	0	0.00%	0	0
Lithuania	0.00%	0	0	0.00%	0	0	0.00%	0	0
Luxembourg	86.57%	67	58	83.58%	67	56	84.62%	65	55
Malta	92.59%	54	50	92.59%	54	50	92.59%	54	50
Netherlands	29.27%	41	12	29.27%	41	12	34.04%	47	16
Norway	11.11%	9	1	11.11%	9	1	0.00%	7	0
Poland	0.00%	0	0	0.00%	0	0	0.00%	0	0
Portugal	9.42%	223	21	2.82%	213	6	2.86%	210	6
Romania	42.86%	21	9	40.91%	22	9	9.09%	11	1
Slovakia	16.67%	12	2	16.67%	12	2	16.67%	12	2
Slovenia	25.00%	4	1	100.00%	1	1	100.00%	1	1
Spain	97.53%	81	79	98.77%	81	80	83.95%	81	68
Sweden	0.00%	24	0	0.00%	24	0	0.00%	21	0
Switzerland	0.00%	0	0	0.00%	0	0	0.00%	0	0
United Kingdom	0.00%	0	0	0.00%	0	0	0.00%	0	0
Sum		1049	392		936	370		890	350



INSPIRE GEOPORTAL – Web Analytics 1

Visits Over Time




Visits Overview

 **29,916** visits

 **4 min 44s** average visit duration

 **39%** visits have bounced (left the website after one page)


 **6.9** actions (page views, downloads, outlinks and internal site searches) per visit

 **0.14s** average generation time

 **198,380** pageviews, **132,969** unique pageviews

 **2** total searches on your website, **1** unique keywords

 **3,187** downloads, **2,753** unique downloads

 **4,729** outlinks, **4,223** unique outlinks

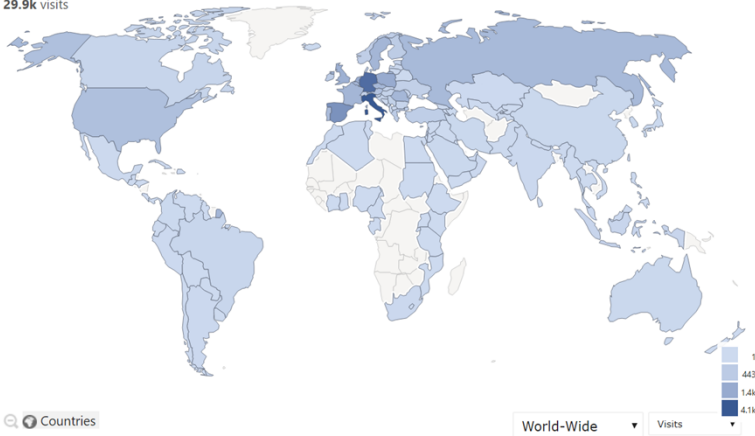
 **549** max actions in one visit

2018-09-17 -> 2019-01-21

INSPIRE GEOPORTAL – Web Analytics 2

Visitor Map

29.9k visits



132 distinct countries

Matomo

Browser language

LANGUAGE	VISITS
English	8,644
Italian	4,098
German	3,860
Spanish	2,892
Portuguese	1,270
Polish	1,247
French	1,244
Dutch	1,216
Swedish	917
Czech	906

Country

COUNTRY	VISITS
Italy	4,130
Germany	3,467
Spain	2,238
Poland	1,435
Netherlands	1,341

Referrer Types

REFERRER TYPE	VISITS	ACTIONS	ACTIONS PER VISIT	AVG. TIME ON WEBSITE	BOUNCE RATE
Direct Entry	20,650	139,799	6.8	4 min 55s	39%
Search Engines	4,893	43,168	8.8	5 min 43s	29%
Websites	4,177	22,346	5.3	2 min 51s	48%
Social Networks	196	985	5	2 min 38s	46%

INSPIRE Geoportal Workshop 23-24.1.2019

Together improving accessibility of MS data sets

Main objectives of the workshop are:

- Improving MS data sets accessibility via INSPIRE Geoportal by:
 - Presenting & clarifying Geoportal back-end system
 - Sharing our assessment of the **MS feedback (31x)** related to the description of the MS infrastructures in use
- Presenting a new system for harvesting MS resources
- Discussing proposed changes and improvements of the functionality of Geoportal & harvesting system
- Discussing future steps (operational aspects) and the way of collaborating with MS technical experts (Helpdesk, Forum, Virtual meetings..)

MIWP action 2019.2: Improving data availability

- Phase 1 (January – June 2019)
 - Further investigate and document the issues causing the low level of data accessibility (through the Geoportal workshop in January 2019 and follow-up analyses)
 - Jointly work on improving data accessibility in the INSPIRE geoportal (through changes in national discovery services and/or the EU Geoportal) following the current approach
 - Test the proposed simplified approach for data-service linking (MS metadata & services and INSPIRE geoportal)
 - Report status and propose follow-up actions to MIG meeting in June 2019

Thank you



Questions?

robert.tomas@ec.europa.eu



Make it work together