



EUROPEAN COMMISSION
DIRECTORATE-GENERAL FOR MOBILITY AND TRANSPORT

SRD - Shared Resource Directorate
SRD.2 - Information management and systems

Point of Origin Buyer Trade

(Part A)

(Liquid fuel value chain)

Summary of changes:

Version	Date	Created by	Short Description of Changes
1.0	21/08/2023	SRD UDB Team	1 st Draft version of the document

Contents

- 1. Buyer Trade Overview..... 4
 - i. What are the pre-conditions for Buyer transactions? 4
- 2. How to use the FGP Buyer Trade feature 4
 - Create Sourcing Contact 5
 - Edit Sourcing Contact 6
 - View Sourcing Contact 7
 - Create Point of Origin Buyer Trade 7
 - View Point of Origin Buyer Trade..... 10
- 3. FAQs..... 10

1. Buyer Trade Overview

An Economic Operator (EO) acting as a First Gathering Point/Collection Point, can enter trade as a buyer from their sourcing contact in UDB, so that the material information is made available in UDB by a certified Economic Operator.

Adding Point of Origin Buyer Transaction onto UDB is the responsibility of the EO LeadUser/EO user.

i. What are the pre-conditions for Buyer transactions?

- The EO should have been onboarded completely by the scheme, i.e., the organization and certificate details are completed by the scheme, has been invited and has accepted to use the application.
- The EO shall verify the correctness of the information provided by the voluntary scheme. In some cases, the EO may be allowed to update some information by the scheme as a one-time exception.
- Which information is essential?
 - **Attention:** Your company identifier (NTR Type & ID) must be registered correctly. Please do not start trading until this is resolved. Economic Operators may share these numbers with their suppliers & customers if not already known.
 - Certificate details: the sites, as included in the certificates, scope & materials applicable, are correctly updated to ensure you can receive the stocks into & trade from this site.
- The First Gathering Point or the Collection point must have added their sourcing contacts to UDB. A Sourcing contact is an EO (Farmer/Restaurant) who is not on-boarded to UDB.
- The sourcing contacts can be added if the scope of the EO is any of the below:
 - FG - First Gathering Point (for biomass grown/harvested on farms/plantations)
 - CP - Collecting Point (for waste/residue material not grown/harvested on farms/plantations)
 - CNPW - A4 - Collector of non-primary residual flows

2. How to use the FGP Buyer Trade feature

There are several use cases associated with the Buyer transaction process. These are shown in the diagram below and then further described:

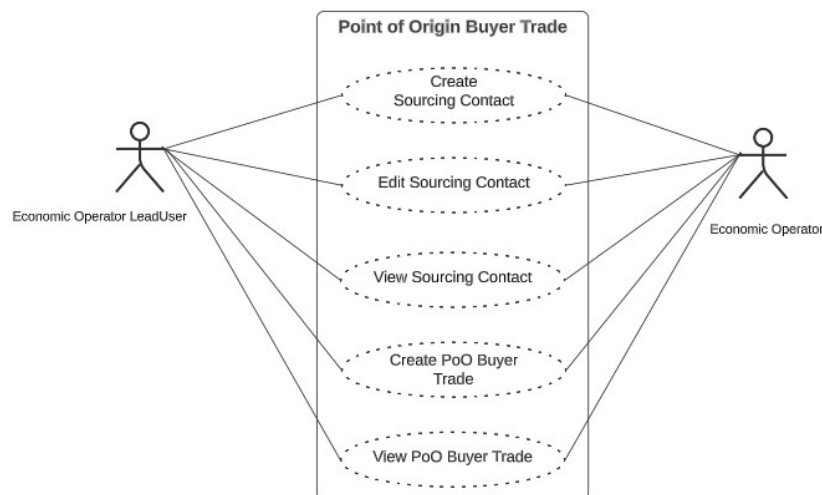


Fig 1. PoO Buyer Trade Flow

Create Sourcing Contact

Actor(s): - EO LeadUser, EO User

Under the 'ORGANISATION' menu, the user clicks on "Manage Sourcing Contacts" and then create Sourcing Contacts.

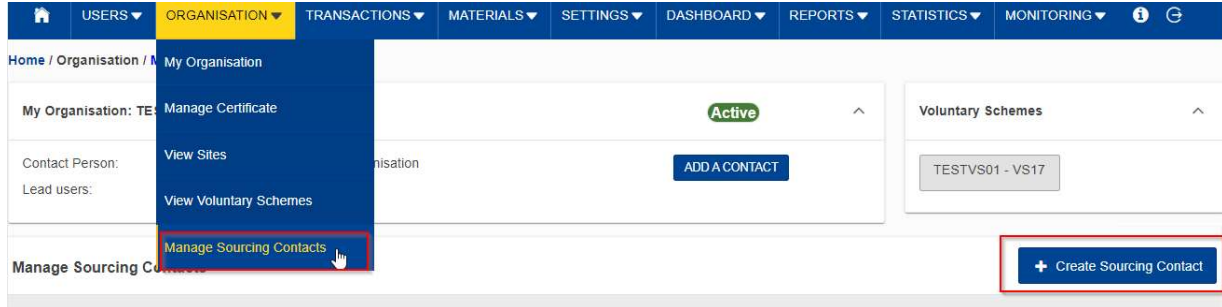


Fig 2. Manage Sourcing Contacts

This opens the "Create Sourcing Contacts" section – Fig 3.

The screenshot shows the 'Create Sourcing Contact' form. The form has a title bar with 'Home / Organisation / Manage Sourcing Contacts' and 'Create Sourcing Contact'. There are 'Save', 'Reset', and 'Back' buttons at the top right. The form fields are: Name (required), Organisation Type (Sourcing Contact), Economic Operator (TESTE01), Country (required), National Trade Register Identification Type (Country must be selected first), National Trade Register Identification (Country must be selected first), Legal Type (required), VAT, Other legal identification, Website, Email, and Phone. There is a '+ Add Address' button at the bottom left and 'Save', 'Reset', and 'Back' buttons at the bottom right.

Fig 3. Create Sourcing Contacts Section

The fields details are explained in the table below:

Field Name	Description
Name*	Name of the sourcing contact
Organisational type*	Auto filled = Sourcing Contact
Economic Operator*	The EO adding the sourcing contact to UDB – auto filled
Country*	Sourcing contact country
National trade identification type*	Country identification type
National trade register identification*	Used to identify a legal person for tax and custom purposes – must be unique
Legal type*	Type of legal entity
VAT	VAT number
Other legal identification	Other legal identification by which the sourcing contact can be identified
Website	Sourcing contact website
Email	Sourcing contact email address
Phone	Sourcing contact phone number
Add Address*	The address of the Sourcing Contact: Street, Post code, City, State and Country

After the necessary details have been entered and saved, the sourcing contact is then saved (has been created)

[Edit Sourcing Contact](#)

Actor(s): - EO Lead User, EO User

Under the 'ORGANISATION' menu, the user clicks on "Manage Sourcing Contacts" and clicks on the "edit" icon. This then opens the 'edit initial stock' section. The only fields that are editable are:

- Legal type
- VAT
- Other legal Information
- Website
- Email
- Phone
- Address

View Sourcing Contact

Actor(s): - EO Lead User, EO User

Under the 'ORGANISATION' menu, the user clicks on "Manage Sourcing Contacts" and clicks on the 'view' icon.



Fig 4. View Sourcing Contacts

Create Point of Origin Buyer Trade

Actor(s): - EO Lead User, EO User

Under the 'TRANSACTIONS' menu, the user clicks on "Manage Transactions" and then "Create Point of Origin Buyer Trade".

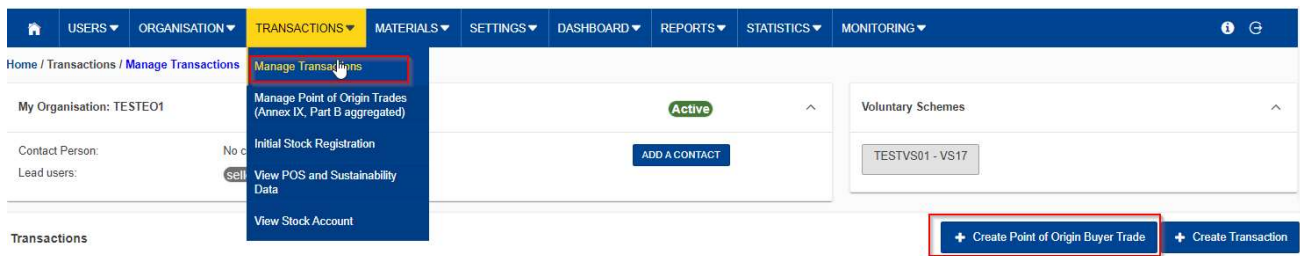


Fig 5. Create Point of Origin Buyer Trade

This opens the "Create Point of Origin Buyer Trade" section.

Create Point of Origin Buyer Trade Save Reset

Seller*

Registered certificate*

Company Reference Number*

Place of Delivery*

Material*

Pos data

Method type*

Field is required

GHG Emissions

EEG

EL

EP

ETD

Total

0.00

Remarks

General information or Comment

Buyer*

Trade Date*

Loading Date*

Delivery Date*

Material Annex Reference*

Quantity*

Unit*

Country of Origin

Please choose a valid option

NUTS2 Region or equivalent

Biomass- land related criteria*

Confirm if the raw material / fuel complies with the criteria set out in Article 29 (2) to (7) of Directive (EU) 2018/2011

Trade cannot be created. The raw material / fuel does not comply with the criteria set out in Article 29 (2) to (7) of Directive (EU) 2018/2011

GHG Reductions

ESCA

CCCS

CCCR

EU

Completed*

Fig 6. Create Point of Origin Buyer Trade Section

The fields details are explained in the table below:

Field Name	Description
Seller*	Sourcing contact – dropdown list
Buyer*	The entity initiating the transaction – auto filled with Buyer details
Registered Certificate*	The seller’s registered certificates – dropdown list (Only one can be selected per transaction and must be valid for the trade date)
Company Reference* Number	Internal number used to reference activities/transactions/trades etc
Trade Date*	Date of Trade
Loading Date*	The date of loading
Place of Delivery	Site/place where the material is to be delivered to the buyer

Delivery Date	Delivery Date
Material*	Material bought from sourcing contact
Material Annex* Reference	Location in the annex where the material is referenced – auto filled when the material is selected
Quantity	The quantity of materials
Unit	The standard against which the quantity is measured. Raw Materials (Tonnes, Litres, Gallons) Fuels (Cubic meters at 15°C, Litres at 15°C, Tonnes)
Pos Data Completeness	Dropdown list (YES / NO). *If “YES” is selected: indicates Pos data is complete. This will set the Pos data to complete, and it will no longer be editable. *If “NO”, indicates Pos data is not complete. Pos data = incomplete but will still be editable. The stock cannot be used in a transaction until the Pos data is complete.
Pos Data	Method Type: <ul style="list-style-type: none"> • Total default value (If material = raw material, total GHG should be zero. If Fuel, total GHG should be > zero) • Disaggregated default value (For Fuel & RM, total GHG should be > zero) • Actual value (For Fuel and RM, total GHG should be > zero) • Disaggregated default value & Actual Value (For Fuel & RM, total GHG should be > zero) • NUTS2 – For this method type the Material list is restricted and values are prefilled based on the country and region selected. • NUTS2 & Disaggregated default value - The Material list is restricted, and values are prefilled based on the country and region selected.
	NUTS2 Region or equivalent: - The region of the country for NUTS2
	GHG Emissions – EEC, EL, EP, ETD, EU
	GHG Reductions – ECSA, ECCS, ECCR
Remarks	Text field to add general information or any comments

View: Point of Origin Buyer Trade

Actor(s): - EO Lead User, EO User

Under the 'ORGANISATION' menu, go to "Manage Transactions" and click on the 'view' icon.

3. FAQs

Question	Answer
When do we have to fill in the information for the seeds (quantity / GHG)? (it is planned for the UCO but not the seeds)	All feedstocks being collected by first gathering point shall be registered by the first gathering point on the UDB. A trade transaction will include material, quantity etc. Emission characteristics can be updated at a later point in time. Subsequently when FGP sells to another party, all information shall be available before registering the trade on the UDB.
Regarding points of origin, do we have to register all our sustainable grain suppliers?	YES, since the 1st gathering point will have to register the transactions and encode a point of origin. Nevertheless, the points of origin are not supposed to register transactions